



<h1>Talking to Your Town</h1>		
	<p>Lindsey Mena          Juvenile Case Coordinator          City of San Marcos</p>	

---

---

---

---

---

---

---

---

<h2>Learning Objectives</h2>		
<p>By the end of this session, you will be able to:</p> <ol style="list-style-type: none"> <li>1. List the benefits of proactive outreach for municipal judges and court personnel;</li> <li>2. Identify available Driving on the Right Side of the Road Resources; and</li> <li>3. Explain ways to expand your court's outreach program</li> </ol>		

---

---

---


---

---

---

---

---

<h2>Why Should I Start An Outreach Program?</h2>		
<p>In FY 2011, 72.9% of all new cases filed in municipal courts were Traffic cases. That's over 5.5 million!</p> <p><b>Juveniles-</b>          Transportation code cases accounted for 38.7% of the juvenile cases filed in 2011 (over 100,000)</p>		
		

---

---

---

---

---

---


---

---

**Why Should I Start An Outreach Program?**

What about **Road Blocks**?

- \$\$\$
- No Time
- No Experience
- Community Size



A diamond-shaped warning sign with a black border. At the top, it says "WARNING". In the center is a black arrow pointing upwards that curves to the right. At the bottom, it says "CHALLENGES AHEAD".

- Don't let these Road Blocks stop you... There are solutions to each of them!

---

---

---

---

---


---

---

---

**Why Should I Start An Outreach Program?**

- Community Involvement:
  - Agency Partnerships
  - Proactive Contact
  - Court's Role in the Community



A cartoon illustration of a female teacher with blonde hair, wearing a black dress, standing next to a chalkboard. The chalkboard has some illegible writing on it.

---

---

---

---

---


---

---

---

**Why Should I Start An Outreach Program?**

- Educational Opportunity
  - Issues in your Town
  - Prevention Measures
  - Build a Better Community



A cartoon illustration of a female teacher with blonde hair, wearing a black dress, standing next to a chalkboard. The chalkboard has some illegible writing on it.

---

---

---

---

---


---

---

---

**Where to Begin?**

- Decide on Subject Matter
  - Problems in your community
  - Talk to schools/police officers/parents
  - New laws/ city ordinances
  - What are you passionate about?



---

---

---

---


---

---

---

---

**Can You Guess My Soap Box?**



---

---

---

---

---

---

---

---

**Can You Guess My Soap Box?**



DIYFAIL.COM

---

---

---

---

---

---

---

---

**All the cool kids ride  
in car seats**




---

---

---

---

---

---

---

---

**DRSR Materials**

- Use Driving on The Right Side of the Road (DRSR) materials for additional help
  - FREE!
  - Can be ordered or printed from computer
  - Divided by grade level
  - Informational sheets, handouts & activities
  - Located in TMCEC website




---

---

---


---

---

---

---

---




---

---

---

---

---

---

---

---





PROGRAMS RESOURCES LINKS STORE ABOUT TMCEC CONTACT US TMCA SUGGESTIONS & FEEDBACK SEARCH

**DRSR - Readers Theater**

**Reader's Theater – What If... A Story of Shattered Lives:**

This script about the consequences of drinking alcohol and driving offers middle school students an opportunity to perform and use their voices to depict characters in this tragedy. Suitable for youth groups and clubs, as well as classroom instruction. The script has vibrant color images throughout. Below there is also a PowerPoint presentation of the same images that can be projected in class for a more interactive reading experience.


**What If... A Story of Shattered Lives (English)**

**What If... PowerPoint of the Images (English)**

**¿Qué Si... La Historia de una vida rota (Spanish)**

DRSR - Readers Theater

- K-12 Curriculum
- Lending Library
- Legislative Packet
- Readers Theater
- Teaching Materials
- Teacher Resource Section
- Training Dates
- Children's Books
- On-Line Learning Games
- Judges in the Classroom
- On News
- Research Projects
- For Librarians
- Traffic Safety Games
- Puppet Scripts
- Information Sheets
- Bus Safety
- Mock Trials
- Resources
- Safety Centers
- Substitute Lesson Plans
- 2011 Statewide Conference
- List Serv
- Webinars
- Trainer Resource Section





PROGRAMS RESOURCES LINKS STORE ABOUT TMCEC CONTACT US TMCA SUGGESTIONS & FEEDBACK SEARCH

**DRSR - Teaching Materials**

Lesson Plans for High School

Our speakers bureau has a list of Municipal Judges ready to come to your classroom and teach students about the court system and traffic laws.

**Fact or Fiction, by Mark Goodner, TMCEC Program Attorney & Deputy Counsel**

This lesson is an interactive presentation using hypothesis to teach and test a student's knowledge of the law through a game-show format. These lessons are ready for a Municipal Judge or Court Personnel to use in your classroom. These may also be adapted by a teacher to use as well.

**Fact or Fiction PowerPoint Lesson**

Handouts to use:

- [Fact](#)
- [Fiction](#)

**Jury Trials and Traffic Safety, by Mark Goodner, TMCEC Program Attorney & Deputy Counsel**

This lesson explores the jury trial process and the people's right to a trial by an impartial jury. This lesson also covers Municipal Court jurisdiction and the number of traffic offenses that occur. These lessons are ready for a Municipal Judge or Court Personnel to use in your classroom. These may also be adapted by a teacher to use as well.

**Jury Trials and Traffic Safety PowerPoint Lesson**

Handouts to use:

- [Charge of the Court](#)
- [Jury 1](#)
- [Jury 2](#)
- [Jury 3](#)
- [Jury 4](#)
- [Jury 5](#)
- [Jury 6/2011](#)

DRSR - Teaching Materials

- Teaching Materials
- Teacher Resource Section
- Training Dates
- Children's Books
- On-Line Learning Games
- Judges in the Classroom
- On News
- Research Projects
- Traffic Safety Games
- Puppet Scripts
- Information Sheets
- Bus Safety
- Mock Trials
- Resources
- Safety Centers
- Substitute Lesson Plans
- 2011 Statewide Conference
- List Serv
- Webinars
- Trainer Resource Section



Municipal Court jurisdiction and the number of traffic offenses that occur. These lessons are ready for a Municipal Judge or Court Personnel to use in your classroom. These may also be adapted by a teacher to use as well.

**Jury Trials and Traffic Safety PowerPoint Lesson**

Handouts to use:

- [Charge of the Court](#)
- [Jury 1](#)
- [Jury 2](#)
- [Jury 3](#)
- [Jury 4](#)
- [Jury 5](#)
- [Jury 6/2011](#)

**Lesson Plans for Elementary School**

**Mr. Wheeler and Mr. Walker, by Katie Tefft, TMCEC Program Director**

This lesson focuses on the problems that pedestrians face and the power that motorists have when interacting with each other. It uses the 1990 Disney short film *Motorama* to give good and bad examples of pedestrian and motorist behaviors. This lesson can be used by a teacher or used by a Municipal Judge or court personnel who is a guest speaker in your classroom.

**Mr. Wheeler and Mr. Walker**

**I Promise to Obey, by Katie Tefft, TMCEC Program Director**


This lesson teaches the differences between laws and rules. It asks the students to come up with laws, like stopping at all stop signs, and rules, like raising their hand before speaking in class. This lesson is ready for a Municipal Judge or court support personnel to use in your classroom. These may also be adapted by a teacher to use as well.


**I Promise to Obey (Lesson)**

**I Promise to Obey (handouts)**

**Traffic Safety books for kids**

Click on the image to listen to the audio recording of the book.





Don't Monkey Around with [Field Trip Safety](#) - Power Point of the book pages with English text.

Don't Monkey Around with [Field Trip Safety](#) - Power Point of the book pages with Spanish text

Don't Monkey Around with [Field Trip Safety](#) - Power Point of the book pages with English and Spanish text

Resources



- Safety Centers
- Substitute Lesson Plans
- 2011 Statewide Conference
- List Serv
- Webinars
- Trainer Resource Section





PROGRAMS RESOURCES LINKS STORE ABOUT TMCC CONTACT US TMCA SUGGESTIONS & FEEDBACK SEARCH

### DRSR - Children's Books

New Traffic Safety books for kids. You can listen to the books in English or Spanish and view the books using the power point file below.  
Click on the image to listen to the audio recording of the book.



**Don't Monkey Around with Field Trip Safety** - Power Point of the book pages with English text.  
**Don't Monkey Around with Field Trip Safety** - Power Point of the book pages with Spanish text  
**Don't Monkey Around with Field Trip Safety** - Power Point of the book pages with English and Spanish text



**Safe T Squad** - Power Point of the book pages with English text.  
**Safe T Squad** - Power Point of the book pages with Spanish text  
**Safe T Squad** - Power Point of the book pages with English and Spanish text

---

---

---

---

---

---

---

---

---

---

---

---

### DRSR - On-Line Learning/Games



**There Should Be A Law**  
ALAN HENTZEL

**There Should Be A Law** simulation will assist teachers in walking students through the Texas legislative system. Students will be asked to make the best choices as a traffic safety bill works its way through the process to becoming a law. Many of the screens of the simulation utilize actual pictures of the Texas Capitol in Austin, so an additional learning opportunity is provided. With some of the screens, questions will be utilized that allow the teacher to extend the learning to additional Texas history and government TEKS.



You and your friend head home from school on the bus. The two of you would like to go to the park to play after you get home, you must make some decisions along the way to the park that will help you get to the park safely. Be smart and you will get there safely and earn points.



---

---

---

---

---

---

---

---

---


---

---


---

### DRSR - Traffic Safety Games

#### Things on Wheels Challenge



Click the Click to Roll button to roll the dice. Read each question about bicycle, skate boarding, and in-line skating safety and answer the question with the best possible answer.  
Continue until you reach the end of the game board. To win the game, you need at least 80 points by the time you reach the finish line.  
Choose your game piece to begin.



Answer the questions about bicycles, inline skating, and skateboarding to win!  
(Grades 1-6)

#### Bus Safety Challenge

---

---

---

---

---

---

---

---

---

---

---

---





<b>Where to Begin?</b>	
<ul style="list-style-type: none"> <li>• Develop Presentation             <ul style="list-style-type: none"> <li>– Relevant to Audience                 <ul style="list-style-type: none"> <li>• Subject Matter</li> <li>• Presentation Styles</li> </ul> </li> <li>– Build on your strengths                 <ul style="list-style-type: none"> <li>• What is your comfort level?</li> </ul> </li> <li>– Suggestions:                 <ul style="list-style-type: none"> <li>• PowerPoint</li> <li>• Activities</li> <li>• Provide something they can take with them                     <ul style="list-style-type: none"> <li>– Coloring book, information sheet, sticker, etc.</li> </ul> </li> </ul> </li> </ul> </li> </ul>	

---

---

---

---

---

---

---

---

<b>Where to Begin?</b>	
<ul style="list-style-type: none"> <li>• Contact local schools/agencies             <ul style="list-style-type: none"> <li>– Establish a point of contact</li> <li>– Look to community groups, youth organizations, etc</li> <li>– Sell your program!                 <ul style="list-style-type: none"> <li>• Explain benefits</li> </ul> </li> <li>– Use current contacts as references</li> </ul> </li> </ul>	

---

---

---


---

---

---

---

---

<b>Expanding Your Program</b>	
<ul style="list-style-type: none"> <li>• Allow for flexibility</li> <li>• Train other instructors</li> <li>• Expect trial &amp; errors             <ul style="list-style-type: none"> <li>– Learn and adapt from experiences</li> </ul> </li> <li>• Utilize the media</li> <li>• Create informational handouts/display boards</li> </ul>	

---

---

---

---

---

---

---

---

<b>Expanding Your Program</b>	
Examples of Programs:	
<ul style="list-style-type: none"> <li>• Classroom Presentations</li> <li>• Tour of Courtroom</li> <li>• Mock Trials</li> <li>• Parent/Teacher Conference Days</li> <li>• After-School Events</li> <li>• Letters to Parents</li> <li>• Red Ribbon Week</li> </ul>	<ul style="list-style-type: none"> <li>• Prom/Homecoming</li> <li>• Display Boards</li> <li>• Trainings/Inservices</li> <li>• Boy Scouts/Girl Scouts</li> <li>• Information on Website</li> <li>• Career Days</li> <li>• Art Contests</li> <li>• PTA meetings</li> </ul>

---

---

---

---

---

---

---

---

<b>Additional Resources</b>	
<ul style="list-style-type: none"> <li>• National Highway Traffic Safety Administration (NHTSA) <ul style="list-style-type: none"> <li>- <a href="http://www.nhtsa.gov/">http://www.nhtsa.gov/</a></li> </ul> </li> <li>• USAA (Free Safety Booklets &amp; Information) <ul style="list-style-type: none"> <li>- <a href="https://www.usaaedfoundation.org/">https://www.usaaedfoundation.org/</a></li> </ul> </li> <li>• AAA Foundation for Traffic Safety (Free Brochures) <ul style="list-style-type: none"> <li>- <a href="http://www.aaafoundation.org/products/index.cfm?button=free">http://www.aaafoundation.org/products/index.cfm?button=free</a></li> </ul> </li> <li>• Texas Department of Transportation (TxDOT) <ul style="list-style-type: none"> <li>- <a href="http://www.texasclickitorticket.com/">http://www.texasclickitorticket.com/</a></li> <li>- <a href="http://www.seatcheck.org/">http://www.seatcheck.org/</a></li> <li>- <a href="http://www.txdot.gov/inside-txdot/sitemap.html">http://www.txdot.gov/inside-txdot/sitemap.html</a></li> </ul> </li> <li>• Department of State Health Services – Safe Riders <ul style="list-style-type: none"> <li>- <a href="http://www.dshs.state.tx.us/saferiders/default.shtm">http://www.dshs.state.tx.us/saferiders/default.shtm</a></li> </ul> </li> <li>• Human Relations Media (\$\$) <ul style="list-style-type: none"> <li>- <a href="http://www.hrmvideo.com/">http://www.hrmvideo.com/</a></li> </ul> </li> <li>• Faces of Drunk Driving (Jacqueline Saburido Story) <ul style="list-style-type: none"> <li>- <a href="http://facesofdrunkdriving.com/jacqui">http://facesofdrunkdriving.com/jacqui</a></li> </ul> </li> </ul>	

---

---

---


---

---

---

---

---

<b>Clearing Road Blocks</b>		
<ul style="list-style-type: none"> <li>• <u>\$\$\$</u> -FREE resources</li> <li>• <u>No Time</u></li> <li>• <u>No Experience</u></li> <li>• <u>Community Size</u> -unlimited resources to create a program that fits your community's needs</li> </ul>		<p>and additional</p> <p>ools for teachers to provide handouts</p> <p>ve pre-made instructions</p>

---

---

---

---

---

---

---

---

Lindsey Mena  
Juvenile Case Coordinator  
City of San Marcos  
Phone: (512) 393-8191  
Lmena@sanmarcostx.gov



---

---

---

---

---

---

---

---



## Driving on the Right Side of the Road

Materials Request

**Please print:**

Name: \_\_\_\_\_ Email address: \_\_\_\_\_

Court: \_\_\_\_\_

Mailing address: Please provide the address where you want the materials sent:

\_\_\_\_\_

City: \_\_\_\_\_ Zip code: \_\_\_\_\_

How do you plan to use these materials? \_\_\_\_\_

A Day in Municipal Court Coloring Book  English (25)  Spanish (25)

Our Town Map (25)  Level I, II, & III Teaching Curriculum (grades K-12)

Big Book – *Don't Monkey Around with Safety in a Car* (1)

Student Version – *Don't Monkey Around with Safety in a Car* \_\_\_ English (1-25) \_\_\_ Spanish (1-25)

Big Book – *Be Careful LuLu!* (1)

Student Version – *Be Careful LuLu!* \_\_\_ English (1-25) \_\_\_ Spanish (1-25)

Big Book – *Don't Monkey Around with Safety on Field Trips* (1)

Student Version – *Don't Monkey Around with Safety on Field Trips* \_\_\_ English (1-25) \_\_\_ Spanish (1-25)

Big Book – *Safe-T-Squad* (1)

Student Version – *Safe-T-Squad* \_\_\_ English (1-25) \_\_\_ Spanish (1-25)

Mock Trial Packet (grades 5-12) \_\_\_ (1-35)

*State v. Young* mock trial (high school) \_\_\_ (1-35)

*What If...* Reader's Theater (grades 6-12) \_\_\_ English (1-35)

Additional resources are located on the DRDR website at: [www.drsr.info](http://www.drsr.info)

To receive the materials requested, please fax this form back to: 512.435.6118, scan and email to [tmcec@tmcec.com](mailto:tmcec@tmcec.com), or mail to: TMCEC, 2210 Hancock Dr., Austin, TX 78756. Questions? Email [tmcec@tmcec.com](mailto:tmcec@tmcec.com) or call at 512.320.8274.

**Note: Materials will be provided as long as there is funding and the materials are in stock.**

This project is funded by grants from the Texas Department of Transportation and the Texas Court of Criminal Appeals and developed in collaboration with the State Bar of Texas Law-Related Education.